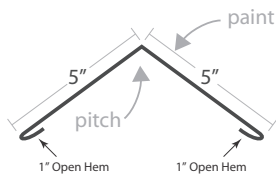


# EPIC STEEL NAIL STRIP

## TRIM PROFILES

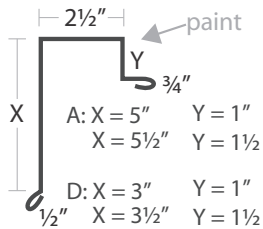
### 10'0" STICK

**Hip Ridge**

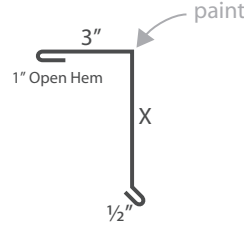


\*USE WITH (2) Z-BARS

**Box Gable**

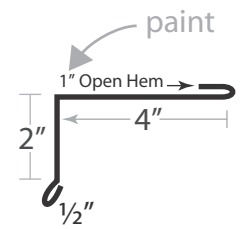


**Z-Bar Gable**

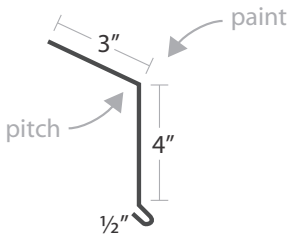


\*USE WITH Z - BAR

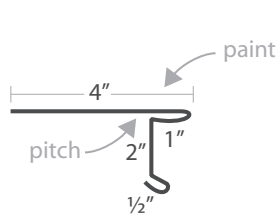
**Locking Flush Gable**



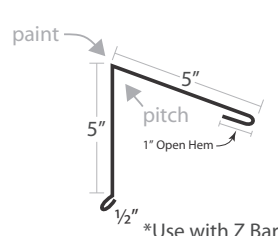
**Eave (Style A Fascia)**



**Style-D Eave**

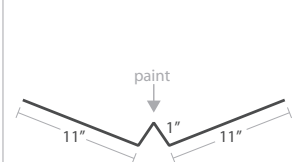


**High Eave**



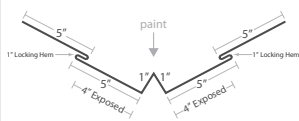
\*Use with Z Bar

**W-Valley**

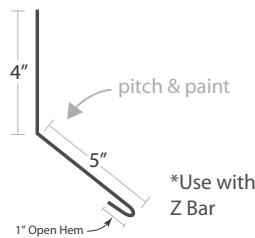


\*USE WITH (2) OFFSET CLEATS

**Locking W-Valley**

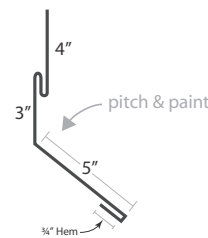


**Endwall**

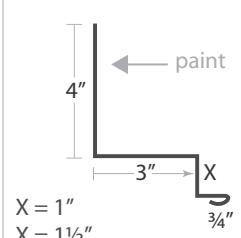


\*Use with Z Bar

**Locking Endwall**

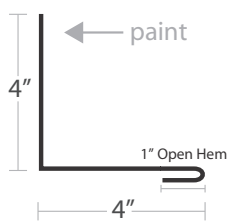


**Box Sidewall**

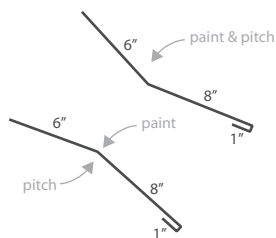


$X = 1"$   
 $X = 1\frac{1}{2}"$

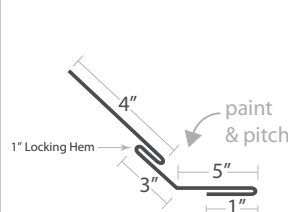
**Locking Sidewall**



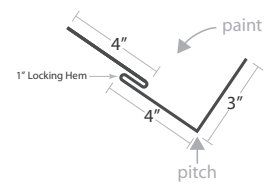
**Upper / Lower Transition**



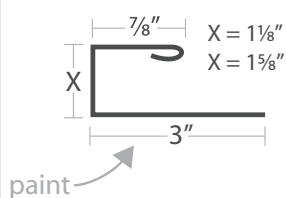
**Locking Transition**



**Chimney / Skylite Flashing**



**J-Metal**



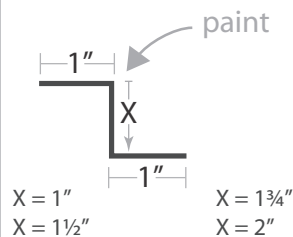
$X = 1\frac{1}{8}"$   
 $X = 1\frac{5}{8}"$

**J-Bar**



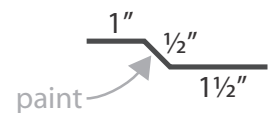
$X = 1\frac{1}{8}"$   
 $X = 1\frac{5}{8}"$

**Z-Bar**



$X = 1"$     $X = 1\frac{3}{4}"$   
 $X = 1\frac{1}{2}"$     $X = 2"$

**Offset Cleat**



\*Details are subject to change without notice.